

Variable device mount for sports facilities - Individual.Lens.Optic - direct narrow/wide distribution - visually continuous

Device mount made of a galvanised, profiled steel sheet; surface coated with polyester resin. Fastening to the mounting rail with design-integrated snap-in catches, incl. safety bar for guaranteeing protection against ball impact. Variable position on the mounting rail. Housing colour traffic white RAL 9016; Direct, narrow/wide-beam light distribution using the Individual.Lens.Optic made of PMMA plastic. 3-row LED arrangement. Light control components are easy to maintain thanks to the easily cleaned surface. Heat-resistant cables including connection cable 1 m and rapid installation plug connector with tool-less phase pre-selection and locating finger; With 3h emergency lighting battery; Luminaire status by visible status LED in luminaire (NL-B3); Luminous flux in emergency light mode 844 lm. The safety bar to guarantee protection against ball impact is included in the scope of delivery. They are exchangeable, permit modernisation and reliably prolong the service life of the overall system.

CHARACTERISTICS

| | |
|-------------------------------|---|
| Order number | 18530417750 |
| EAN number | 4020863435951 |
| Commodity code | 94051190 |
| Certification mark | IP 20, Protection class I, F, Protection against tennis ball impact, Protection against shuttlecocks, Protection against squash ball impact, Protection against ball impact, Indoor, CE |
| Impact resistance (IK rating) | IK03 (20°C bis 25°C) |
| Ambient temperatur | ta 20°C to 25°C |
| Warranty period | 5 years |
| State funding programs | BEG - Federal funding for efficient buildings (valid only for Germany) |

ELECTRICAL ENGINEERING

| | |
|--------------------------------------|--|
| Controller | Electronic driver 3h emergency lighting (1 pcs.) |
| System output | 55W |
| Mains voltage | 230V/50Hz |
| Circuit breakers (inrush current) | 12 pieces/B10, 19 pieces/B16, 20 pieces/C10, 32 pieces/C16 |
| Energy efficiency class/light source | C |

LIGHTING TECHNOLOGY

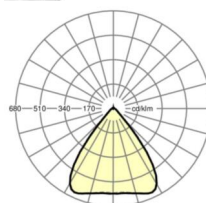
| | |
|---|--|
| Placement | LED, Colour rendering/Light colour CRI ≥ 80 / 4000K |
| Colour tolerance (MacAdam) | 3SDCM |
| Photobiological safety (Luminaire) | RG1 |
| Nominal luminous flux | 9311lm |
| Nominal luminous flux-emergency lighting mode | 844lm |
| LED service life | 50000h L80/B10 (Tq 25°C) |
| Luminaire luminous efficiency | 170lm/W |
| Beam angle | 80° (C0) / 80° (C90) |
| UGR lat./long. | 19.8 / 20.1 |

MECHANICS

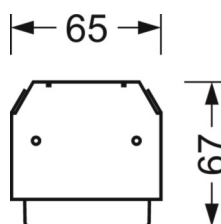
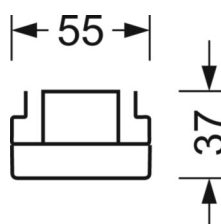
| | |
|------------------------|-----------------------------------|
| Housing colour | traffic white RAL 9016 |
| Dimensions (LxWxH/DxH) | 1531mm x 55mm x 37mm |
| Weight (net) | 2.6kg |
| Type of installation | Mounting rail system installation |

DEEP-LINK

<https://www.regiolux.de/en/article/18530417750>



| | |
|----------------|----------------|
| Reference | LED 9000lm 840 |
| ηLB | 100 % |
| Φ ↓/↑ | 98 % / 2 % |
| UGR lat./long. | 19.8 / 20.1 |



Dimensions

| | | |
|---|---------|--------|
| L | 1531 mm | Length |
| B | 55 mm | Width |
| H | 37 mm | Height |
